


THERMORY[®]
LEAVE A LASTING IMPACT

Product
Options



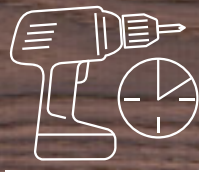
DECKING



Smooth Finish



JEM Joints



Easy Installation



No Hot Feet



Low Maintenance

SPECIES:






White Ash
Scots Pine
Spruce

USE:

Interior
Exterior

BENCHMARK ASH by THERMORY®

Decking

PRODUCT	SPECIES	DIMENSIONS	COVERAGE	LENGTHS	TEXTURE	INSTALLATION
 1 X 4 ASH DECKING - GROOVED (JEM)	White Ash	.79" x 3.7"	3.7"	5' - 12'	Smooth	T4 Clip
 1 X 4 ASH DECKING - NO GROOVE (JEM)	White Ash	.79" x 3.7"	3.7"	5' - 12'	Smooth	40mm FG Screws — Pro Plug System
 1 X 6 ASH STANDARD DECKING - GROOVED (JEM)	White Ash	.79" x 5.2"	5.2"	5' - 12'	Smooth	T6 Clip
 1 X 6 ASH STANDARD DECKING - NO GROOVE (JEM)	White Ash	.79" x 5.2"	5.2"	5' - 12'	Smooth	40mm FG Screws — Pro Plug System
 1 X 6 ASH MAX DECKING - GROOVED (JEM)	White Ash	.79" x 5.9"	5.9"	5' - 12'	Smooth	T6 Clip



BENCHMARK ASH
by THERMORY®

Decking




PRODUCT	SPECIES	DIMENSIONS	COVERAGE	LENGTHS	TEXTURE	INSTALLATION
1 X 6 ASH MAX DECKING - NO GROOVE (JEM)	White Ash	1.79" x 5.9"	5.9"	5' - 12'	Smooth	40mm FG Screws — Pro Plug System
5/4 X 4 ASH DECKING - GROOVED (JEM)	White Ash	1.02" x 3.5"	3.5"	5' - 12'	Smooth	T4 Clip
5/4 X 4 ASH DECKING - NO GROOVE (JEM)	White Ash	1.02" x 3.5"	3.5"	5' - 12'	Smooth	60mm FG Screws — Pro Plug System
5/4 X 5 ASH DECKING - GROOVED (JEM)	White Ash	1.02" x 4.5"	4.5"	5' - 12'	Smooth	T6 Clip
5/4 X 5 ASH DECKING - NO GROOVE (JEM)	White Ash	1.02" x 4.5"	4.5"	5' - 12'	Smooth	60mm FG Screws — Pro Plug System
5/4 X 5 ASH DECKING - PACS GROOVED (JEM)	White Ash	1.02" x 4.6"	4.6"	5' - 12'	Smooth	PaCS Decking Strips
5/4 X 6 ASH STANDARD DECKING - GROOVED (JEM)	White Ash	1.02" x 5.1"	5.1"	5' - 12'	Smooth	T6 Clip
5/4 X 6 ASH STANDARD DECKING - NO GROOVE (JEM)	White Ash	1.02" x 5.1"	5.1"	5' - 12'	Smooth	60mm FG Screws — Pro Plug System
5/4 X 6 ASH MAX DECKING - GROOVED (JEM)	White Ash	1.02" x 5.7"	5.7"	5' - 12'	Smooth	T6 Clip
5/4 X 6 ASH MAX DECKING - NO GROOVE (JEM)	White Ash	1.02" x 5.7"	5.7"	5' - 12'	Smooth	60mm FG Screws — Pro Plug System



BENCHMARK PINE

by THERMORY®

Decking





PRODUCT	SPECIES	DIMENSIONS	COVERAGE	LENGTHS	TEXTURE	INSTALLATION
 5/4 X 5 PINE DECKING - NO GROOVE*	Scots Pine	1.02" x 4.5"	4.5"	8' - 16'	Smooth	60mm FG Screws — Pro Plug System
 5/4 X 6 PINE DECKING - GROOVED	Scots Pine	1.02" x 5.5"	5.5"	8' - 16'	Smooth	PC Clip
 5/4 X 6 PINE DECKING - NO GROOVE	Scots Pine	1.02" x 5.5"	5.5"	8' - 16'	Smooth	60mm FG Screws — Pro Plug System

*Only available in Canada.

KODIAK

by THERMORY®

Decking

PRODUCT	SPECIES	DIMENSIONS	COVERAGE	LENGTHS	TEXTURE	INSTALLATION
 5/4 X 6 SPRUCE DECKING - GROOVED	Spruce	1.02" x 5.5"	5.5"	8' - 16'	Brushed, Rough	PC Clip
 5/4 X 6 SPRUCE DECKING - NO GROOVE	Spruce	1.02" x 5.5"	5.5"	8' - 16'	Brushed, Rough	60mm FG Screws — Pro Plug System
 5/4 X 8 SPRUCE DECKING - GROOVED	Spruce	1.02" x 7.3"	7.3"	8' - 16'	Brushed, Rough	PC Clip
 5/4 X 8 SPRUCE DECKING - NO GROOVE	Spruce	1.02" x 7.3"	7.3"	8' - 16'	Brushed, Rough	60mm FG Screws — Pro Plug System



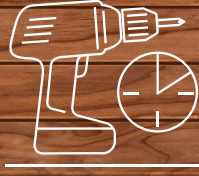
CLADDING



Smooth Finish



JEM Joints




Easy Installation



Sustainable



Low Maintenance



SPECIES:

White Ash
Red Oak
Scots Pine
Radiata Pine
Spruce

USE:

Interior
Exterior

 **BENCHMARK ASH**
by THERMORY®

Cladding



PRODUCT	SPECIES	DIMENSIONS	COVERAGE	LENGTHS	TEXTURE	INSTALLATION
 1 X 4 ASH CLADDING - T/G (JEM)	White Ash	.79" x 3.7"	3.5"	5' - 12'	Smooth	60mm FG Screws
 1 X 4 ASH CLADDING - C20 (JEM)	White Ash	.79" x 3.7"	3.5"	5' - 12'	Smooth	60mm FG Screws
 1 X 5 ASH CLADDING - T/G (JEM)	White Ash	.79" x 4.4"	4.2"	5' - 12'	Smooth	60mm FG Screws
 1 X 5 ASH CLADDING - C20 (JEM)	White Ash	.79" x 4.4"	4.1"	5' - 16'	Smooth	60mm FG Screws
 1 X 6 ASH CLADDING - C20 (JEM)	White Ash	.79" x 5.9"	5.6"	5' - 12'	Smooth	60mm FG Screws
 1 X 6 ASH CLADDING - PACS C23J (JEM)	White Ash	.79" x 5.9"	5.6"	5' - 12'	Smooth	PaCS Furring Strips



BENCHMARK RED OAK

by THERMORY®

Cladding



PRODUCT	SPECIES	DIMENSIONS	COVERAGE	LENGTHS	TEXTURE	INSTALLATION
 1 X 6 RED OAK CLADDING - STANDARD C57 (JEM)	Red Oak	.79" x 5.2"	4.9"	7' - 12'	Smooth	60mm FG Screws
 1 X 6 RED OAK CLADDING - MAX C57 (JEM)	Red Oak	.79" x 5.9"	5.6"	7' - 12'	Smooth	60mm FG Screws



BENCHMARK CLEAR PINE

by THERMORY®

Cladding


PRODUCT	SPECIES	DIMENSIONS	COVERAGE	LENGTHS	TEXTURE	INSTALLATION
 1 X 3 CLEAR PINE CLADDING - PACS C7J (JEM)	Radiata Pine	.79" x 2.6"	2.8"	8' - 10'	Smooth	PaCS Aluminum Start Rail
 1 X 6 CLEAR PINE CLADDING - C19 (JEM) REVERSIBLE	Radiata Pine	.79" x 5.4"	5.2"	8' - 16'	Smooth, Brushed	60mm FG Screws



BENCHMARK PINE

by THERMORY®





Cladding

PRODUCT	SPECIES	DIMENSIONS	COVERAGE	LENGTHS	TEXTURE	INSTALLATION
 1 X 6 PINE CLADDING - C19 (JEM) REVERSIBLE	Scots Pine	.79" x 5.5"	5.5"	8' - 16'	Smooth, Rough	60mm FG Screws

IGNITE

by THERMORY®



Cladding

PRODUCT	SPECIES	DIMENSIONS	COVERAGE	LENGTHS	TEXTURE	INSTALLATION
 1 X 6 SPRUCE CLADDING - GROOVED C24 (JEM) DRAGON SCALE	Spruce	.79" x 5.5"	5.2"	8' - 16'	Embossed	60mm FG Screws (black finish available)
 1 X 6 SPRUCE CLADDING - GROOVED C24 (JEM) BRUSHED	Spruce	.79" x 5.5"	5.2"	8' - 16'	Brushed	60mm FG Screws (black finish available)
 1 X 8 SPRUCE CLADDING - GROOVED C24 (JEM) DRAGON SCALE	Spruce	.79" x 7.3"	6.9"	8' - 16'	Embossed	60mm FG Screws (black finish available)
 1 X 8 SPRUCE CLADDING - GROOVED C24 (JEM) BRUSHED	Spruce	.79" x 7.3"	6.9"	8' - 16'	Brushed	60mm FG Screws (black finish available)

KODIAK


by THERMORY®

Cladding


PRODUCT	SPECIES	DIMENSIONS	COVERAGE	LENGTHS	TEXTURE	INSTALLATION
 1 X 8 SPRUCE CLADDING - GROOVED C15 (JEM)	Spruce	.79" x 7.3"	6.9"	8' - 16'	Brushed	60mm FG Screws
 1 X 9 SPRUCE CLADDING - GROOVED C15 (JEM)	Spruce	.79" x 8.3"	7.9"	8' - 16'	Brushed	60mm FG Screws




PORCH FLOORING



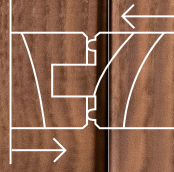
Smooth Finish



JEM Joints



Easy Installation



Expansion Beads



Low Maintenance

SPECIES:



White Ash
Scots Pine


USE:

Exterior



Porch Flooring

PRODUCT	SPECIES	DIMENSIONS	COVERAGE	LENGTHS	TEXTURE	INSTALLATION
 <p>1 X 4 ASH PORCH FLOORING - T/G (JEM)</p>	White Ash	.79" x 3.7"	3.5"	5' - 12'	Smooth	60mm FG Screws
 <p>5/4 X 5 PINE PORCH FLOORING - T/G (JEM)</p>	Scots Pine	1.02" x 4.5"	4.3"	8' - 16'	Smooth	60mm FG Screws



STANDARD STOCK

SPECIES:

White Ash
Scots Pine
Radiata Pine









USE:

Interior
Exterior





BENCHMARK
by THERMORY®

Standard Stock

PRODUCT	SPECIES	DIMENSIONS	COVERAGE	LENGTHS	TEXTURE	INSTALLATION
 1 X 4 ASH STANDARD STOCK (JEM)	White Ash	.79" x 3.7"	3.7"	5' – 12'	Smooth	40mm FG Screws — Pro Plug System
 1 X 6 ASH STANDARD STOCK (JEM)	White Ash	.79" x 5.2"	5.2"	5' – 12'	Smooth	40mm FG Screws — Pro Plug System
 1 X 8 ASH STANDARD STOCK (JEM)	White Ash	.79" x 7.5"	7.5"	5' – 12'	Smooth	40mm FG Screws — Pro Plug System
 2 X 4 ASH STANDARD STOCK	White Ash	1.65" x 3.5"	3.5"	5' – 12'	Smooth	Pro Plug System
 2 X 6 ASH STANDARD STOCK	White Ash	1.65" x 5.5"	5.5"	5' – 12'	Smooth	Pro Plug System
 1 X 6 PINE STANDARD STOCK (JEM)	Scots Pine	.79" x 5.5"	5.5"	8' – 16'	Smooth	40mm FG Screws — Pro Plug System
 2 X 4 PINE STANDARD STOCK	Scots Pine	1.65" x 3.5"	3.5"	8' – 16'	Smooth	Pro Plug System
 2 X 6 PINE STANDARD STOCK	Scots Pine	1.65" x 5.5"	5.5"	8' – 16'	Smooth	Pro Plug System
 1 X 6 CLEAR PINE STANDARD STOCK (JEM)	Radiata Pine	.79" x 5.4"	5.4"	8' – 16'	Smooth	40mm FG Screws




INTERIOR PANELING



Smooth Finish



Sustainable



Easy Installation



Low Maintenance



Endless Combinations

SPECIES:






Alder
Thermo-Aspen
Thermo-Magnolia
Thermo-Spruce






USE:

Interior

INTERIOR by THERMORY®

Wall Panels

PRODUCT	SPECIES	DIMENSIONS	COVERAGE	LENGTHS	TEXTURE	INSTALLATION
 5/4 X 3 ALDER STEP	Alder	1.06" x 2.5"	2.2"	6' – 10'	Smooth	Staple
 1 X 5 ALDER STS4	Alder	.59" x 4.7"	4.4"	6' – 10'	Smooth	Staple
 1 X 4 ALDER STS4	Alder	.59" x 3.5"	3.2"	6' – 10'	Smooth	Staple
 1 X 4 THERMO-ASPEN STS4	Thermo-Aspen	.59" x 3.5"	3.2"	6' – 10'	Smooth	Staple
 1 X 5 THERMO-ASPEN STS4	Thermo-Aspen	.59" x 4.7"	4.4"	6' – 10'	Smooth	Staple

PRODUCT	SPECIES	DIMENSIONS	COVERAGE	LENGTHS	TEXTURE	INSTALLATION
 1 X 4 THERMO-ASPEN KYTE	Thermo-Aspen	.59" x 3.4"	3.1"	6' - 10'	Smooth	Staple
 1 X 4 THERMO-ASPEN VIRE	Thermo-Aspen	.59" x 3.5"	3.1"	6' - 10'	Smooth	Staple
 5/4 X 3 THERMO-ASPEN STEP	Thermo-Aspen	1.06" x 2.5"	2.2"	6' - 10'	Smooth	Staple
 1 X 7 THERMO-MAGNOLIA STS10	Thermo-Magnolia	.56" x 6.7"	6.2"	6' - 10'	Smooth	Staple
 1 X 4 THERMO-SPRUCE STS4	Thermo-Spruce	.59" x 3.5"	3.5"	6' - 10'	Smooth	Staple



PRODUCT	SPECIES	DIMENSIONS	COVERAGE	LENGTHS	TEXTURE	INSTALLATION
 1 X 4 ALDER SHP	Alder	.83" x 3.5"	3.5"	6' - 10'	Smooth	40mm FG Screws
 5/4 X 4 ALDER SHP	Alder	1.1" x 3.5"	3.5"	6' - 10'	Smooth	40mm FG Screws
 1 X 4 THERMO-ASPEN SHP	Thermo-Aspen	.83" x 3.5"	3.5"	6' - 10'	Smooth	40mm FG Screws
 5/4 X 4 THERMO-ASPEN SHP	Thermo-Aspen	1.1" x 3.5"	3.5"	6' - 10'	Smooth	40mm FG Screws
 5/4 X 8 THERMO-MAGNOLIA SHP	Thermo-Magnolia	1.1" x 7.3"	7.3"	6' - 10'	Smooth	40mm FG Screws
 5/4 X 4 THERMO-SPRUCE SHP	Thermo-Spruce	1.01" x 3.5"	3.5"	6' - 10'	Smooth	40mm FG Screws



HARDWARE

PRODUCT	NAME	TYPE	USE
	6" HIDDEN CLIP WITH SCREW (PC)	Plastic	Benchmark Pine/ Kodiak Decking
	6" HIDDEN CLIP WITH SCREW (T6)	Stainless Steel	6" Benchmark Ash Decking
	4" HIDDEN CLIP WITH SCREW (T4)	Stainless Steel	4" Benchmark Ash Decking
	STARBORN PRO PLUGS (WHITE ASH)	Thermory White Ash	Benchmark Ash Decking
	STARBORN PRO PLUGS (SCOTS PINE)	Thermory Scots Pine	Benchmark Pine/ Kodiak Decking
	STARBORN PRO PLUG TOOL	NA	Used with Starborn Pro Plugs
	4.0 X 60MM FG SOLIDA 1 SCREW	Stainless Steel/ Self Tapping	Decking Cladding Porch Flooring
	4.0 X 40MM FG SOLIDA 1 SCREW	Stainless Steel/ Self Tapping	.79" Thick Material & Decking ONLY
	3.2 X 60MM FG SOLIDA 1 SCREW	Stainless Steel/ Self Tapping	Cladding Best on Ignite
	PACS CLADDING STRIP	Marine Grade Birch Plywood	C23J PaCS Cladding
	PACS ALUMINUM START RAIL	Aluminum	C7J Clear Pine Cladding
	QUARRIX PROTECT FURRING STRIPS	HDPE Plastic	Benchmark Ash Cladding
	PACS DECKING STRIPS	Plastic	PaCS Benchmark Ash Decking

Thermory USA - Denver

537 W. Highlands Ranch Pkwy, Ste. 114
Highlands Ranch, CO 80129
720.759.7268
support@thermoryusa.com

Thermory USA - Buffalo

56 Harvester Ave, Ste. 1-201
Batavia, NY 14020
585.591.6590
support@thermoryusa.com

Last updated: January 16th, 2023
All previous versions are null and void.

→ thermoryusa.com



THERMORY[®]
LEAVE A LASTING IMPACT

